

January 19, 2018

Listing Department
National Stock Exchange of India Ltd.
Exchange Plaza, C-1, Block G
Bandra Kurla Complex,
Bandra (E),
Mumbai- 400051
Scrip Code: AXISCADES

The Manager
Dptt. of Corporate Services
The BSE Limited
Floor 25, Phiroze Jeejeebhoy Towers
Dalal Street, Fort,
Mumbai
Scrip Code: 532395

Sub.: Shareholding Pattern for the Quarter ended 31.12.2017


Dear Sir,

Pursuant to Regulation 31 (1) (b) of the SEBI (Listing Obligations and Disclosure Requirements) Regulations 2015, enclosed please find the Shareholding Pattern for the quarter ended 31.12.2017.

This is for your information and necessary records.

Thanking you,

For **AXISCADES Engineering Technologies Limited**



Shweta Agrawal
Company Secretary

AXISCADES Engineering Technologies Limited
(formerly Axis IT&T Limited)

CIN No.: L72200KA1990PLC084435

D-30, Sector - 3, Noida - 201 301, Uttar Pradesh INDIA Ph: +91 120 451 8200 / 8300 Fax: +91 120 244 2921
Reg. Office : Block C, Second Floor, Kirloskar Business Park, Bengaluru - 560 024 Karnataka INDIA
Ph: +91 80 4193 9000 Fax: + 91 80 4193 9099 | Email: info@axiscades.com | www.axiscades.com

Format of Holding of Specified securities

1. Name of Listed Entity:AXISCADES ENGINEERING TECHNOLOGIES LIMITED
2. Scrip Code/Name of Scrip/Class of Security:532395,AXIS-IT&T,EQUITY SHARES
3. Share Holding Pattern Filed under: Reg. 31(1)(a)/Reg.31(1)(b)/Reg.31(1)(c)
 - a. if under 31(1)(b) then indicate the report for quarter ending 31/12/2017
 - b. if under 31(1)(c) then indicate date of allotment/extinguishment
4. Declaration : The Listed entity is required to submit the following declaration to the extent of submission of information:

	Particulars	YES*	NO*
a	Whether the Listed Entity has issued any partly paid up shares		✓
b	Whether the Listed Entity has issued any Convertible Securities or Warrants?		✓
c	Whether the Listed Entity has any shares against which depository receipts are issued?		✓
d	Whether the Listed Entity has any shares in locked-in?		✓
e	Whether any shares held by promoters are pledge or otherwise encumbered?	✓	

- 5 The tabular format for disclosure of holding of specified securities is as follows:




Table I - Summary Statement holding of specified securities

Category	Category of Share	No of Shareholders	No of fully paid up equity shares held	No of Partly paid-up equity shares held	No of Shares Underlying Depository Receipts	Total No of Shares Held (VII) = (IV)+(V)+(VI)	Shareholding as a % of total no of shares (As a % of (A+B+C2))	Number of Voting Rights held in each class of securities				No of Shares Underlying Outstanding convertible securities (Including Warrants)	Shareholding as a % assuming full conversion of convertible Securities (as a percentage of diluted share capital)	Number of Locked in Shares		Number of Shares pledged or otherwise encumbered		Number of equity shares held in dematerialized form
								Class X	No of Voting Rights		Total as a % of			No.	As a % of total	No.	As a % of total	
									Class Y	Total								
(i)	(ii)	(iii)	(iv)	(v)	(vi)	(vii)	(viii)	(ix)			(x)	(xi)	(xii)	(xiii)		(xiv)		
(A)	Promoter & Promoter Group	3	24945271	0	0	24945271	66.06	24945271	0	24945271	66.06	0	66.06	0	0.00	11500000	46.10	24945271
(B)	Public	17626	12814259	0	0	12814259	33.94	12814259	0	12814259	33.94	0	33.94	0	0.00	NA	NA	12773269
(C)	Non Promoter- Non Public																	
(C1)	Shares underlying DRs	0	0	0	0	0	NA	0	0	0	0.00	0	NA	0	0.00	NA	NA	0
(C2)	Shares held by Employees Trusts	0	0	0	0	0	0.00	0	0	0	0.00	0	0.00	0	0.00	NA	NA	0
	Total	17629	37759530	0	0	37759530	100.00	37759530	0	37759530	100.00	0	100.00	0	0.00	11500000	46.10	37718540




Table II - Statement showing shareholding pattern of the Promoter and Promoter Group

Category	Category & Name of the Shareholder	PAN	No of Shareholders	No of fully paid up equity shares held	No of Partly paid-up equity shares held	No of Shares Underlying Depository Receipts	Total No of Shares Held (IV+V+VI)	Share holding as a % of total no of shares (calculated as per SCRR, 1957)	Number of Voting Rights held in each class of securities			No of Shares Underlying Outstanding convertible securities (Including Warrants)	Shareholding as a % assuming full conversion of convertible Securities (as a percentage of diluted)	Number of Locked in Shares		Number of Shares pledged or otherwise encumbered		Number of equity shares held in dematerialized form	
									No of Voting Rights		Total			No.	As a %	No.	As a %		
									Class X	Class Y									Total
(I)	(II)	(III)	(IV)	(V)	(VI)	(VII)	(VIII)	(IX)			(X)	(XI)	(XII)		(XIII)	(XIV)			
(1)	Indian																		
(a)	Individuals/Hindu undivided Family		0	0	0	0	0	0.00	0	0	0	0.00	0	0.00	0	0.00	0	0.00	0
(b)	Central Government/State Government(s)		0	0	0	0	0	0.00	0	0	0	0.00	0	0.00	0	0.00	0	0.00	0
(c)	Financial Institutions/Banks		0	0	0	0	0	0.00	0	0	0	0.00	0	0.00	0	0.00	0	0.00	0
(d)	Any Other		3	24945271	0	0	24945271	66.06	24945271	0	24945271	66.06	0	66.06	0	0.00	11500000	46.10	24945271
	INDIAN AERO VENTURES PRIVATE LIMITED	AABCI6786R	1	6154219	0	0	6154219	16.30	6154219	0	6154219	16.30	0	16.30	0	0.00	0	0.00	6154219
	JUPITER CAPITAL PRIVATE LIMITED	AABCJ5666R	1	6648952	0	0	6648952	17.61	6648952	0	6648952	17.61	0	17.61	0	0.00	0	0.00	6648952
	TAYANA DIGITAL PRIVATE LIMITED	AACCT9001F	1	12142100	0	0	12142100	32.16	12142100	0	12142100	32.16	0	32.16	0	0.00	11500000	94.71	12142100
	Sub-Total (A)(1)		3	24945271	0	0	24945271	66.06	24945271	0	24945271	66.06	0	66.06	0	0.00	11500000	46.10	24945271
(2)	Foreign																		
(a)	Individuals (Non-Resident Individuals/Foreign Individuals)		0	0	0	0	0	0.00	0	0	0	0.00	0	0.00	0	0.00	0	0.00	0
(b)	Government		0	0	0	0	0	0.00	0	0	0	0.00	0	0.00	0	0.00	0	0.00	0
(c)	Institutions		0	0	0	0	0	0.00	0	0	0	0.00	0	0.00	0	0.00	0	0.00	0
(d)	Foreign Portfolio Investor		0	0	0	0	0	0.00	0	0	0	0.00	0	0.00	0	0.00	0	0.00	0
(e)	Any Other		0	0	0	0	0	0.00	0	0	0	0.00	0	0.00	0	0.00	0	0.00	0
	Sub-Total (A)(2)		0	0	0	0	0	0.00	0	0	0	0.00	0	0.00	0	0.00	0	0.00	0
	Total Shareholding of Promoter and Promoter Group (A)=(A)(1)+(A)(2)		3	24945271	0	0	24945271	66.06	24945271	0	24945271	66.06	0	66.06	0	0.00	11500000	46.10	24945271



(Handwritten signature)

Table III - Statement showing shareholding pattern of the Public shareholder

Category & Name of the Shareholder	PAN	No of Shares held	No of fully paid-up equity shares held	No of Shares held	No of Deposits	Total No of Shares held (V+V1+V2)	Shareholding as a % of total no of shares (V+V1+V2/C2)	No of Voting Rights held in each class of securities		No of Shares held in Underlying securities (convertible, Warrants)	Shareholding as a % assuming full conversion of securities (including Warrants) (diluted)	Number of Locked in Shares	Number of Shares pledged or encumbered	Number of equity shares held in dematerialized form
								Class X	Class Y					
(1) Institutions	(ii)	(iii)	(iv)	(v)	(vi)	(vii)	(viii)	(ix)	(x)	(xi)	(xii)	(xiii)	(xiv)	(xv)
(a) Mutual Funds		0	0	0	0	0	0.00	0	0	0	0.00	0	0	0
(b) Venture Capital Funds		0	0	0	0	0	0.00	0	0	0	0.00	0	0	0
(c) Alternate Investment Funds		0	0	0	0	0	0.00	0	0	0	0.00	0	0	0
(d) Foreign Venture Capital Investors		0	0	0	0	0	0.00	0	0	0	0.00	0	0	0
(e) Foreign Portfolio Investors		1	5886	0	0	5886	0.16	0	5886	0	0.16	0	0	5886
(f) Foreign Institutional Investors		3	21511	0	0	21511	0.06	0	21511	0	0.06	0	0	21511
(g) Foreign Venture Capital Investors		0	0	0	0	0	0.00	0	0	0	0.00	0	0	0
(h) Funds		0	0	0	0	0	0.00	0	0	0	0.00	0	0	0
(i) Any Other		4	80197	0	0	80197	0.21	0	80197	0	0.21	0	0	80197
(2) Government/State Government(s)/President of India		0	0	0	0	0	0.00	0	0	0	0.00	0	0	0
(3) Non-Institutions		0	0	0	0	0	0.00	0	0	0	0.00	0	0	0
(a) Individual shareholders holding nominal share capital up to Rs. 2 lakhs		16037	6253901	0	0	6253901	16.56	0	6253901	0	16.56	0	0	6212911
(b) Individual shareholders holding nominal share capital in excess of Rs. 2 lakhs		16	3679124	0	0	3679124	9.74	0	3679124	0	9.74	0	0	3679124
SUDHAKAR GANDE	AADFG38860	1	1699180	0	0	1699180	4.50	0	1699180	0	4.50	0	0	1699180
SARAH FAISAL HANVA	AADPH00129	1	429290	0	0	429290	1.13	0	429290	0	1.13	0	0	429290
HARSH JAHUDA	ACZPM37865	1	410965	0	0	410965	1.09	0	410965	0	1.09	0	0	410965
(b) MFIS Registered with RBI		5	11720	0	0	11720	0.03	0	11720	0	0.03	0	0	11720
(c) Employee Share Schemes (Including Dis/balancing figure)		0	0	0	0	0	0.00	0	0	0	0.00	0	0	0
(d) Any Other		0	0	0	0	0	0.00	0	0	0	0.00	0	0	0
(e) MGT		1	5250	0	0	5250	0.01	0	5250	0	0.01	0	0	5250
TRUSITS		5	22300	0	0	22300	0.06	0	22300	0	0.06	0	0	22300
ALTERNATIVE INVESTMENT FUND		1	281836	0	0	281836	0.75	0	281836	0	0.75	0	0	281836
NON RESIDENT INDIANS		187	180076	0	0	180076	0.48	0	180076	0	0.48	0	0	180076
CLEARING MEMBERS		116	174956	0	0	174956	0.47	0	174956	0	0.47	0	0	174956
NON RESIDENT NPAN		85	107285	0	0	107285	0.27	0	107285	0	0.27	0	0	107285
NON RESIDENT NRI		351	2019614	0	0	2019614	5.35	0	2019614	0	5.35	0	0	2019614
SOUS CORPORATES		16844	12734062	0	0	12734062	33.72	0	12734062	0	33.72	0	0	12693072
Total Public Shareholding (e) = (b)(1)+(b)(2)+(b)(3)		16848	12814259	0	0	12814259	33.94	0	12814259	0	33.94	0	0	12773269

