

October 16, 2017

The Manager
Dppt. Of Corporate Services
BSE Limited
Phirozee Jeejeebhoy Tower, Dalal Street
Mumbai 400 001
BSE Scrip Code: 532395

Listing Department
The National Stock Exchange of India Limited
Exchange Plaza, 5 Floor, Plot C/1, G Block
Bandra – Kurla Complex, Bandra(E),
Mumbai 400 051
NSE Symbol: AXISCADES

Sub.: Shareholding Pattern for Quarter ended 30.09.2017

Dear Sir,

Pursuant to Regulation 31(1)(b) of the SEBI (Listing Obligations and Disclosure Requirements) Regulations 2015, enclosed please find the Shareholding Pattern for the quarter ended 30.09.2017.

This is for your information and necessary records.

Thanking you,

For **AXISCADES Engineering Technologies Limited**



Shweta Agrawal
Company Secretary

AXISCADES Engineering Technologies Limited
(formerly Axis IT&T Limited)

CIN No.: L72200KA1990PLC084435

D-30, Sector - 3, Noida - 201 301, Uttar Pradesh INDIA Ph: +91 120 451 8200 / 8300 Fax: +91 120 244 2921

Reg. Office : Block C, Second Floor, Kirloskar Business Park, Bengaluru - 560 024 Karnataka INDIA
Ph: +91 80 4193 9000 Fax: + 91 80 4193 9099 | Email: info@axiscades.com | www.axiscades.com


Format of Holding of Specified securities

1. Name of Listed Entity:AXISCADES ENGINEERING TECHNOLOGIES LIMITED
2. Scrip Code/Name of Scrip/Class of Security:532395,AXIS-IT&T,EQUITY SHARES
3. Share Holding Pattern Filed under: Reg. 31(1)(a)/Reg.31(1)(b)/Reg.31(1)(c)
 - a. if under 31(1)(b) then indicate the report for quarter ending 30/09/2017
 - b. if under 31(1)(c) then indicate date of allotment/extinguishment
4. Declaration : The Listed entity is required to submit the following declaration to the extent of submission of information:

	Particulars	YES*	NO*
a	Whether the Listed Entity has issued any partly paid up shares		✓
b	Whether the Listed Entity has issued any Convertible Securities or Warrants?		✓
c	Whether the Listed Entity has any shares against which depository receipts are issued?		✓
d	Whether the Listed Entity has any shares in locked-in?		✓
e	Whether any shares held by promoters are pledge or otherwise encumbered?	✓	

*if the Listed Entity selects the option 'NO' for the questions above, the columns for the partly paid up shares, Outstanding Convertible Securities/Warrants, depository receipts, locked-in shares, No of shares pledged or otherwise encumbered by promoters, as applicable, shall not be displayed at the time of dissemination on the Stock Exchange website. Also wherever there is 'No' declared by Listed entity in above table the values will be considered as 'Zero' by default on submission of the format of holding of specified securities.

5. The tabular format for disclosure of holding of specified securities is as follows:



(Handwritten signature)

Table I - Summary Statement holding of specified securities

Category	Category of Shareholder	No of Shareholders	No of fully paid up equity	No of Partly paid-up equity	No of Shares Underlying	Total No of Shares Held (VII) =	Shareholding as a % of total no of	Number of Voting Rights held in each class of securities			No of Shares Underlying Outstanding	Shareholding as a % assuming full	Number of Locked in Shares		Number of Shares pledged or otherwise encumbered		Number of equity shares held	
								No of Voting Rights		Total as			No.	As a %	No.	As a %		
								Class X	Class Y									Total
(I)	(II)	(III)	(IV)	(V)	(VI)	(VII)	(VIII)	(IX)			(X)	(XI)	(XII)		(XIII)	(XIV)		
(A)	Promoter & Promoter Group	3	24945271	0	0	24945271	66.06	24945271	0	24945271	66.06	0	66.06	0	0.00	4500000	18.04	24945271
(B)	Public	18703	12814259	0	0	12814259	33.94	12814259	0	12814259	33.94	0	33.94	0	0.00	NA	NA	12773267
(C)	Non Promoter-Non Public																	
(C1)	Shares underlying DRs	0	0	0	0	0	NA	0	0	0	0.00	0	NA	0	0.00	NA	NA	0
(C2)	Shares held by Employees Trusts	0	0	0	0	0	0.00	0	0	0	0.00	0	0.00	0	0.00	NA	NA	0
	Total:	18706	37759530	0	0	37759530	100.00	37759530	0	37759530	100.00	0	100.00	0	0.00	4500000	18.04	37718538





Table II - Statement showing shareholding pattern of the Promoter and Promoter Group

Category	Category & Name of the Shareholder	PAN	No of Shareholders	No of fully paid up equity shares held	No of Partly paid-up equity shares held	No of Shares Underlying Depository Receipts	Total No of Shares Held (IV+V+VI)	Shareholding as a % of total no of shares (calculated as per SCRR, 1957 (VIII) As a % of (A+B+C2)	Number of Voting Rights held in each class of securities			No of Shares Underlying Outstanding converttble securities (Including Warrants)	Shareholding as a % assuming full conversion of convertible Securities (as a percentage of diluted share capital) (VII)+(X) As a % of (A+B+C2)	Number of Locked in Shares		Number of Shares pledged or otherwise encumbered		Number of equity shares held in dematerialized form	
									No of Voting Rights		Total as a % of (A+B+C)			No.	As a % of total Shares held	No.	As a % of total Shares held		
									Class X	Class Y	Total								
	(I)	(II)	(III)	(IV)	(V)	(VI)	(VII)	(VIII)	(IX)			(X)	(XI)	(XII)		(XIII)	(XIV)		
(1)	Indian																		
(a)	Individuals/Hindu undivided Family		0	0	0	0	0	0.00	0	0	0	0.00	0	0.00	0	0.00	0	0.00	0
(b)	Central Government/State Government(s)		0	0	0	0	0	0.00	0	0	0	0.00	0	0.00	0	0.00	0	0.00	0
(c)	Financial Institutions/Banks		0	0	0	0	0	0.00	0	0	0	0.00	0	0.00	0	0.00	0	0.00	0
(d)	Any Other		3	24945271	0	0	24945271	66.06	24945271	0	24945271	66.06	0	66.06	0	0.00	4500000	18.04	24945271
	INDIAN AERO VENTURES PRIVATE LIMITED	AABC16786R	1	6154219	0	0	6154219	16.30	6154219	0	6154219	16.30	0	16.30	0	0.00	0	0.00	6154219
	JUPITER CAPITAL PRIVATE LIMITED	AABCJ5666R	1	6648952	0	0	6648952	17.61	6648952	0	6648952	17.61	0	17.61	0	0.00	0	0.00	6648952
	TAYANA DIGITAL PRIVATE LIMITED	AACCT9001F	1	12142100	0	0	12142100	32.16	12142100	0	12142100	32.16	0	32.16	0	0.00	4500000	37.06	12142100
	Sub-Total (A)(1)		3	24945271	0	0	24945271	66.06	24945271	0	24945271	66.06	0	66.06	0	0.00	4500000	18.04	24945271
(2)	Foreign																		
(a)	Individuals (Non-Resident Individuals/Foreign Individuals)		0	0	0	0	0	0.00	0	0	0	0.00	0	0.00	0	0.00	0	0.00	0
(b)	Government		0	0	0	0	0	0.00	0	0	0	0.00	0	0.00	0	0.00	0	0.00	0
(c)	Institutions		0	0	0	0	0	0.00	0	0	0	0.00	0	0.00	0	0.00	0	0.00	0
(d)	Foreign Portfolio Investor		0	0	0	0	0	0.00	0	0	0	0.00	0	0.00	0	0.00	0	0.00	0
(e)	Any Other		0	0	0	0	0	0.00	0	0	0	0.00	0	0.00	0	0.00	0	0.00	0
	Sub-Total (A)(2)		0	0	0	0	0	0.00	0	0	0	0.00	0	0.00	0	0.00	0	0.00	0
	Total Shareholding of Promoter and Promoter Group (A)=(A)(1)+(A)(2)		3	24945271	0	0	24945271	66.06	24945271	0	24945271	66.06	0	66.06	0	0.00	4500000	18.04	24945271



Handwritten signature or mark.

Table III - Statement showing shareholding pattern of the Public shareholder

Category	Category & Name of the Shareholder	PAN	No of Shareholders	No of fully paid up equity shares held	No of Partly paid-up equity shares held	No of Shares Underlying Depository Receipts	Total No of Shares Held (IV+V+VI)	Shareholding as a % of total no of shares (A+B+C2)	Number of Voting Rights held in each class of securities			No of Shares Underlying convertible securities (Including Warrants)	Shareholding as a % assuming full conversion of convertible Securities (as a percentage of diluted share capital)	Number of Locked in Shares		Number of Shares pledged or otherwise encumbered		Number of equity shares held in dematerialized form		
									No of Voting Rights					Total as a % of (A+B+C)	No.	As a % of total Shares held	No.		As a % of total Shares held	
									Class X	Class Y	Total									
																				(IX)
(1)	Institutions																			
(a)	Mutual Funds		0	0	0	0	0	0.00	0	0	0	0.00	0	0.00	0	0.00	NA	NA	0	
(b)	Venture Capital Funds		0	0	0	0	0	0.00	0	0	0	0.00	0	0.00	0	0.00	NA	NA	0	
(c)	Alternate Investment Funds		0	0	0	0	0	0.00	0	0	0	0.00	0	0.00	0	0.00	NA	NA	0	
(d)	Foreign Venture Capital Investors		0	0	0	0	0	0.00	0	0	0	0.00	0	0.00	0	0.00	NA	NA	0	
(e)	Foreign Portfolio Investors		3	225739	0	0	225739	0.60	225739	0	225739	0.60	0	0.60	0	0.00	NA	NA	225739	
(f)	Financial Institutions/Banks		3	28202	0	0	28202	0.07	28202	0	28202	0.07	0	0.07	0	0.00	NA	NA	28202	
(g)	Insurance Companies		0	0	0	0	0	0.00	0	0	0	0.00	0	0.00	0	0.00	NA	NA	0	
(h)	Provident Funds/Pension Funds		0	0	0	0	0	0.00	0	0	0	0.00	0	0.00	0	0.00	NA	NA	0	
(i)	Any Other																			
	OVERSEAS CORPORATE BODIES		1	100	0	0	100	0.00	100	0	100	0.00	0	0.00	0	0.00	NA	NA	100	
	Sub Total (B)(1)		7	254041	0	0	254041	0.67	254041	0	254041	0.67	0	0.67	0	0.00	NA	NA	254041	
(2)	Central Government/State Government(s)/President of India		0	0	0	0	0	0.00	0	0	0	0.00	0	0.00	0	0.00	NA	NA	0	
	Sub Total (B)(2)		0	0	0	0	0	0.00	0	0	0	0.00	0	0.00	0	0.00	NA	NA	0	
(3)	Non-Institutions																			
(a)	i. nominal share capital up to Rs.2 lakhs		17859	6307380	0	0	6307380	16.70	6307380	0	6307380	16.70	0	16.70	0	0.00	NA	NA	6266388	
	ii. Individual shareholders holding nominal share capital in excess of Rs. 2 Lakhs		18	3840948	0	0	3840948	10.17	3840948	0	3840948	10.17	0	10.17	0	0.00	NA	NA	3840948	
	SUDHAKAR GANDE	AADPG3886D	1	1699180	0	0	1699180	4.50	1699180	0	1699180	4.50	0	4.50	0	0.00	NA	NA	1699180	
	SARAH FAISAL HAWA	AAIPH0012P	1	424620	0	0	424620	1.12	424620	0	424620	1.12	0	1.12	0	0.00	NA	NA	424620	
	HARISH AHUIA	ACZPA3786G	1	410905	0	0	410905	1.09	410905	0	410905	1.09	0	1.09	0	0.00	NA	NA	410905	
(b)	NBFCs Registered with RBI		5	9745	0	0	9745	0.03	9745	0	9745	0.03	0	0.03	0	0.00	NA	NA	9745	
(c)	Employee Trusts		0	0	0	0	0	0.00	0	0	0	0.00	0	0.00	0	0.00	NA	NA	0	
(d)	Overseas Depositories (Holding DRs)(Balancing figure)		0	0	0	0	0	0.00	0	0	0	0.00	0	0.00	0	0.00	NA	NA	0	
(e)	Any Other																			
	TRUSTS		4	2300	0	0	2300	0.01	2300	0	2300	0.01	0	0.01	0	0.00	NA	NA	2300	
	ALTERNATIVE INVESTMENT FUND		1	257308	0	0	257308	0.68	257308	0	257308	0.68	0	0.68	0	0.00	NA	NA	257308	
	NON RESIDENT INDIANS		203	187574	0	0	187574	0.50	187574	0	187574	0.50	0	0.50	0	0.00	NA	NA	187574	
	CLEARING MEMBERS		65	66117	0	0	66117	0.18	66117	0	66117	0.18	0	0.18	0	0.00	NA	NA	66117	
	NON RESIDENT INDIAN NON REPATRIABLE		80	119800	0	0	119800	0.32	119800	0	119800	0.32	0	0.32	0	0.00	NA	NA	119800	
	BODIES CORPORATES		460	1768990	0	0	1768990	4.68	1768990	0	1768990	4.68	0	4.68	0	0.00	NA	NA	1768990	
	FOREIGN NATIONALS		1	56	0	0	56	0.00	56	0	56	0.00	0	0.00	0	0.00	NA	NA	56	
	Sub Total (B)(3)		18696	12560218	0	0	12560218	33.26	12560218	0	12560218	33.26	0	33.26	0	0.00			12519226	
	Total Public Shareholding (B) = (B)(1)+(B)(2)+(B)(3)		18703	12814259	0	0	12814259	33.94	12814259	0	12814259	33.94	0	33.94	0	0.00			12773267	




Table IV - Statement showing shareholding pattern of the Non Promoter - Non Public Shareholder

Category	Category & Name of the Shareholder	PAN	No of Shareholders	No of fully paid up equity shares held	No of Partly paid-up equity shares held	No of Shares Underlying Depository Receipts	Total No of Shares Held (IV+V+VI)	Shareholding as a % of total no of shares (A+B+C2)	Number of Voting Rights held in each class of securities			No of Shares Underlying Outstanding convertible securities (Including Warrants)	Shareholding as a % assuming full conversion of convertible Securities (as a percentage of diluted share capital)	Number of Locked in Shares		Number of Shares pledged or otherwise encumbered		Number of equity shares held in dematerialized form	
									No of Voting Rights		Total as			No.	As a %	No.	As a % of		
									Class X	Class Y	Total								
(I)	(II)	(III)	(IV)	(V)	(VI)	(VII)	(VIII)	(IX)			(X)	(XI)	(XII)		(XIII)	(XIV)			
(1)	Custodian/DR Holder		0	0	0	0	0	0.00	0	0	0	0.00	0	0.00	0	0.00	NA	NA	0
(2)	Employee Benefit Trust (under SEBI(Share ba		0	0	0	0	0	0.00	0	0	0	0.00	0	0.00	0	0.00	NA	NA	0
	Total Non-Promoter-Non Public Shareholder		0	0	0	0	0	0.00	0	0	0	0.00	0	0.00	0	0.00			0

