

1. Name of Listed Entity: AXISCADES Engineering Technologies Limited
2. Scrip Code/Name of Scrip/Class of Security: AXISCADES
3. Share Holding Pattern Filed under: 31b
4. Share Holding Pattern as on : 30-Sep-2016
5. **Declaration:** The Listed entity is required to submit the following declaration to the extent of submission of information:-

S. No.	Particulars	Yes/No	
1	Whether the Listed Entity has issued any partly paid up shares?	No	
2	Whether the Listed Entity has issued any Convertible Securities or Warrants?	No	
3	Whether the Listed Entity has any shares against which depository receipts are issued?	No	
4	Whether the Listed Entity has any shares in locked-in?	No	
5	Whether any shares held by promoters are pledge or otherwise encumbered?	No	
6	Whether the Listed Entity has issued any differential Voting Rights?	No	

Shweta Agrawal




Table I - Summary Statement holding of specified securities

Category (I)	Category of shareholder (II)	Nos. of shareholders (III)	No. of fully paid up equity shares held (IV)	No. of Partly paid-up equity shares held (V)	No. of shares underlying Depository Receipts (VI)	Total nos. shares held (VII) = (IV)+(V)+(VI)	Shareholding as a % of total no. of shares (calculated as per SCRR, 1957) (VIII)	Number of Voting Rights held in each class of securities (IX)				No. of Shares Underlying Outstanding convertible securities (including Warrants) (X)	Shareholding, as a % assuming full conversion of convertible securities (as a percentage of diluted share capital) (XI) = (VII)+(X)	Number of Locked in shares (XII)		Number of Shares pledged or otherwise encumbered (XIII)		Number of equity shares held in dematerialized form (XIV)
								No of Voting Rights			Total as a % of (A+B+C)			No. (a)	As a % of total Shares held (b)	No. (a)	As a % of total Shares held (b)	
								Classes eg: X	Classes eg: y	Total								
														As a % of (A+B+C2)				
A	Promoter & Promoter Group	34	1607451	0	0	16074514	59.12	16074514	0	16074514	0	59.12	0	0	0	0	16074514	
B	Public	164449	11115079	0	0	11115079	40.88	11115079	0	11115079	0	40.88	0	0	0	0	11073986	
C	Non Promoter-Non Public	0	0	0	0	0	0	0	0	0	0	0	0	0	0	0	0	
C1	Shares underlying DRs	0	0	0	0	0	0	0	0	0	0	0	0	0	0	0	0	
C2	Shares held by Employee Trusts	0	0	0	0	0	0	0	0	0	0	0	0	0	0	0	0	
	Total	164473	27189593	0	0	27189593	100	27189593	0	27189593	0	100	0	0	0	0	27148500	

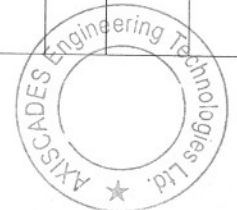


Table II - Statement showing shareholding pattern of the Promoter and Promoter Group

Category & Name of the Shareholders (I)	PAN (II)	No. of share holder (III)	No. of fully paid up equity shares held (IV)	Partly paid-up equity shares (V)	Nos. of shares underlying Depository Receipts (VI)	Total nos. shares held (VII = IV+V+VI)	Shareholding % calculate d as per SCRR, 1957 (VIII)	Number of Voting Rights held in each class of securities (IX)			No. of Shares Underlying Outstanding convertible securities (including Warrants) (X)	Shareholding, as a % assuming full conversion of convertible securities (as a percentage of diluted share capital) (XI) = (VII)+(X) as a % of A+B+C2	Number of Locked in shares (XII)		Number of Shares pledged or otherwise encumbered (XIII)		Number of equity shares held in dematerializ ed form (XIV)
								No of Voting Rights		Total as a % of Total Voting rights			No. (a)	As a % of total Shares held (b)	No. (a)	As a % of total share s held (b)	
								Class X	Class Y	Total							
l	Indian					0	0			0	0		0	0			
a	Individuals/Hindu undivided Family		0	0	0	0	0	0	0	0	0	0	0	0			0
b	Central Government/ State Government(s)		0	0	0	0	0	0	0	0	0	0	0	0			0
c	Financial Institutions/ Banks		0	0	0	0	0	0	0	0	0	0	0	0			0
d	Any Other (specify)		3	16074514	0	0	16074514	59.12	16074514	16074514	59.12	0	59.12	0	0		16074514
	Bodies Corporate		3	16074514	0	0	16074514	59.12	16074514	16074514	59.12	0	59.12	0	0		16074514
	Sub-Total (A)(1)		3	16074514	0	0	16074514	59.12	16074514	16074514	59.12	0	59.12	0	0		16074514



											14								
2	Foreign		0	0	0	0	0	0	0	0	0	0	0	0	0	0	0	0	0
a	Individuals (Non-Resident Individuals/ Foreign Individuals)		0	0	0	0	0	0	0	0	0	0	0	0	0	0	0	0	0
b	Government		0	0	0	0	0	0	0	0	0	0	0	0	0	0	0	0	0
c	Institutions		0	0	0	0	0	0	0	0	0	0	0	0	0	0	0	0	0
d	Foreign Portfolio Investor		0	0	0	0	0	0	0	0	0	0	0	0	0	0	0	0	0
e	Any Other (specify)		0	0	0	0	0	0	0	0	0	0	0	0	0	0	0	0	0
	Sub-Total (A)(2)		0	0	0	0	0	0	0	0	0	0	0	0	0	0	0	0	0
	Total Shareholding of Promoter and Promoter Group (A)= (A)(1)+(A)(2)		3	16074 514	0	0	160745 14	59.12	160740 514	160 745 14	59.12	0	59.12	0	0	0	0	0	16074514
	INDIAN AERO VENTURES PRIVATE LIMITED	AAB CI678 6R		36962 36	0	0	369623 6	13.59	369620 36	369 623 6	13.59	0	13.59	0	0	0	0	0	3696236
	JUPITER CAPITAL PRIVATE LIMITED	AAB CJ566 6R		23617 8	0	0	236178	.87	236170 8	236 178	.87	0	.87	0	0	0	0	0	236178
	TAYANA DIGITAL PRIVATE LIMITED	AAC CT90 01F		12142 100	0	0	121421 00	44.66	121420 100	121 421 00	44.66	0	44.66	0	0	0	0	0	12142100

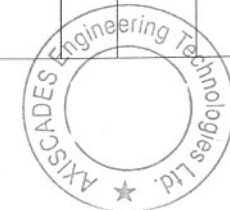
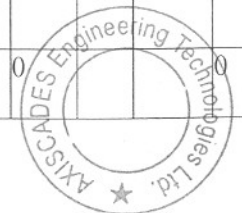
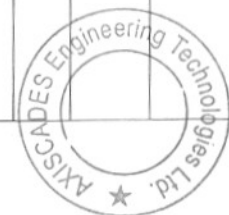


Table III - Statement showing shareholding pattern of the Public shareholder

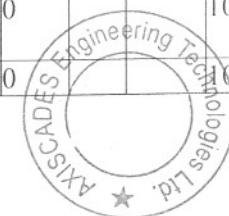
Category & Name of the Shareholders (I)	PAN (II)	Nos. of shareholder (III)	No. of fully paid up equity shares held (IV)	Partly paid-up equity shares held (V)	Nos. of shares underlying Depository Receipts (VI)	Total nos. shares held $\text{VII} = \text{IV} + \text{V} + \text{VI}$	Shareholding % calculated as per SCRR, 1957 As a % of $(\text{A} + \text{B} + \text{C}2)$ VIII	Number of Voting Rights held in each class of securities (IX)			No. of Shares Underlying Outstanding convertible securities (including Warrants) (X)	Total shareholding, as a % assuming full conversion of convertible securities (as a percentage of diluted share capital) (XI)	Number of Locked in shares (XII)		Number of Shares pledged or otherwise encumbered (XIII)		Number of equity shares held in dematerialized form (XIV)		
								No of Voting Rights					Total as a % of Total Voting rights	No. (a)	As a % of total Shares held (b)	No. (Not applicable) (a)		As a % of total shares held (Not applicable) (b)	
								Class X	Class Y	Total									
I	Institutions	0	0	0	0	0	0	0	0	0	0	0	0	0	0	0	0	0	
a	Mutual Funds/	0	0	0	0	0	0	0	0	0	0	0	0	0	0	0	0	0	
b	Venture Capital Funds	0	0	0	0	0	0	0	0	0	0	0	0	0	0	0	0	0	
c	Alternate Investment Funds	0	0	0	0	0	0	0	0	0	0	0	0	0	0	0	0	0	
d	Foreign Venture Capital Investors	0	0	0	0	0	0	0	0	0	0	0	0	0	0	0	0	0	
e	Foreign Portfolio Investors	2	558686	0	0	558686	2.05	558686	558686	2.05	0	2.05	0	0				558686	
	ALCHEMY INDIA LONG TERM FUND LIMITED	AAG CA92 09G	1	500000	0	0	500000	1.84	500000	500000	1.84	0	1.84	0	0				500000
f	Financial Institutions/ Banks		3	875190	0	0	875190	.32	875190	875190	.32	0	.32	0	0				875190
g	Insurance Companies		0	0	0	0	0	0	0	0	0	0	0	0	0				0



h	Provident Funds/ Pension Funds	0	0	0	0	0	0	0	0	0	0	0	0	0	0	0	0	0
i	Any Other (specify)	0	0	0	0	0	0	0	0	0	0	0	0	0	0	0	0	0
	Sub-Total (B)(1)	5	646205	0	0	646205	2.37	646205	646205	2.37	0	2.37	0	0			646205	
2	Central Government/ State Government(s))/ President of India	0	0	0	0	0	0	0	0	0	0	0	0	0	0	0	0	0
	Sub-Total (B)(2)	0	0	0	0	0	0	0	0	0	0	0	0	0	0	0	0	0
3	Non-institutions	0	0	0	0	0	0	0	0	0	0	0	0	0	0	0	0	0
a	Individuals -	15525	748917	0	0	748917	27.54	748917	748917	27.54	0	27.54	0	0	0	0	7448024	
i	Individual shareholders holding nominal share capital up to Rs. 2 lakhs.	15508	5539091	0	0	5539091	20.37	5539091	5539091	20.37	0	20.37	0	0			5497998	
ii	Individual shareholders holding nominal share capital in excess of Rs. 2 lakhs.	17	1950026	0	0	1950026	7.17	1950026	1950026	7.17	0	7.17	0	0			1950026	



	FAISAL ZUBAIR HAWA	AAA PH12 78B	1	413004	0	0	413004	1.52	413004	0	413004	1.52	0	1.52	0	0	413004
	SARAH FAISAL HAWA	AAIP H001 2P	1	435608	0	0	435608	1.6	435608	0	435608	1.6	0	1.6	0	0	435608
b	NBFCs registered with RBI		2	60	0	0	60	0	60	0	60	0	0	0	0	0	60
c	Employee Trusts		0	0	0	0	0	0	0	0	0	0	0	0	0	0	0
d	Overseas Depositories (holding DRs) (balancing figure)		0	0	0	0	0	0	0	0	0	0	0	0	0	0	0
e	Any Other (specify)		912	2979697	0	0	2979697	10.96	2979697	0	2979697	10.96	0	10.96	0	0	2979697
	BODIES CORPORATES		519	2426619	0	0	2426619	8.92	2426619	0	2426619	8.92	0	8.92	0	0	2426619
	CLEARING MEMBERS		160	208348	0	0	208348	.77	208348	0	208348	.77	0	.77	0	0	208348
	NON RESIDENT INDIANS - NON REPAT	0	50	86373			86373	.32	86373		86373	.32		.32		0	86373
	NON RESIDENT INDIANS - REPAT		177	153990	0	0	153990	.57	153990	0	153990	.57	0	.57	0	0	153990
	TRUSTS		6	104367	0	0	104367	.38	104367	0	104367	.38	0	.38	0	0	104367
	Sub-Total		16439	104687	0	0	104688	38.5	104688	0	104688	38.5	0	38.5	0	0	10427781



(B)(3)			874			74		874		688 74							
Total Public Shareholding (B)= (B)(1)+(B)(2)+ (B)(3)		16444	111150 079	0		111150 79	40.87	111150 079	111 150 79	40.87	0	40.87	0	0			11073986
SUMER CHAND AND COMPANY LLP	ACTF1 S0988 E		572200 8	0		572208	2.1	572200 8	572 208	2.1	0	2.1	0	0			572208




Table IV - Statement showing shareholding pattern of the Non Promoter- Non Public shareholder

Category & Name of the Shareholders (I)	PAN (II)	No. of shares older (III)	No. of fully paid up equity shares held (IV)	Partly paid-up equity shares held (V)	Nos. of shares underlying Depository Receipts (VI)	Total no. shares held (VII = IV+V+VI)	Shareholding % calculated as per SCRR, 1957 (VIII)	Number of Voting Rights held in each class of securities (IX)			No. of Shares Outstanding convertible securities (including Warrants) (X)	Total shareholding, as a % assuming full conversion of convertible securities (as a percentage of diluted share capital) (XI)	Number of Locked in shares (XII)		Number of Shares pledged or otherwise encumbered (XIII)		Number of equity shares held in dematerialized form (XIV) (Not Applicable)	
								No of Voting Rights					Total as a % of Total Voting rights	No.	As a % of total Shares held	No. (Not applicable)		As a % of total shares held (Not applicable)
								Class X	Class Y	Total								
1	Custodian/DR Holder	0	0	0	0	0	0	0	0	0	0	0	0	0	0	0	0	
2	Employee Benefit Trust (under SEBI (Share based Employee Benefit) Regulations, 2014)	0	0	0	0	0	0	0	0	0	0	0	0	0	0	0	0	
	Total Non-Promoter-Non Public Shareholding (C)= (C)(1)+(C)(2)	0	0	0	0	0	0	0	0	0	0	0	0	0	0	0	0	




Table II- Unclaim Details

Details of Shares which remain unclaimed may be given here along with details such as number of shareholders, outstanding shares held in demat/unclaimed suspense account, voting rights which are frozen etc.	
No. of shareholders	No of share held

Table III- Unclaim Details

Details of Shares which remain unclaimed may be given here along with details such as number of shareholders, outstanding shares held in demat/unclaimed suspense account, voting rights which are frozen etc.	
No. of shareholders	No of share held

Table III- Person in Concert

Details of the shareholders acting as persons in Concert including their Shareholding			
Name of shareholder	Name of PAC	No. of share	Holding %

